

THE BARKAN SOCIETY OF THE DEPARTMENT OF OPHTHALMOLOGY
CALIFORNIA PACIFIC MEDICAL CENTER AND PACIFIC VISION FOUNDATION
2340 CLAY STREET, 5TH FLOOR, SAN FRANCISCO, CA 94115

25th Barkan Research Symposium

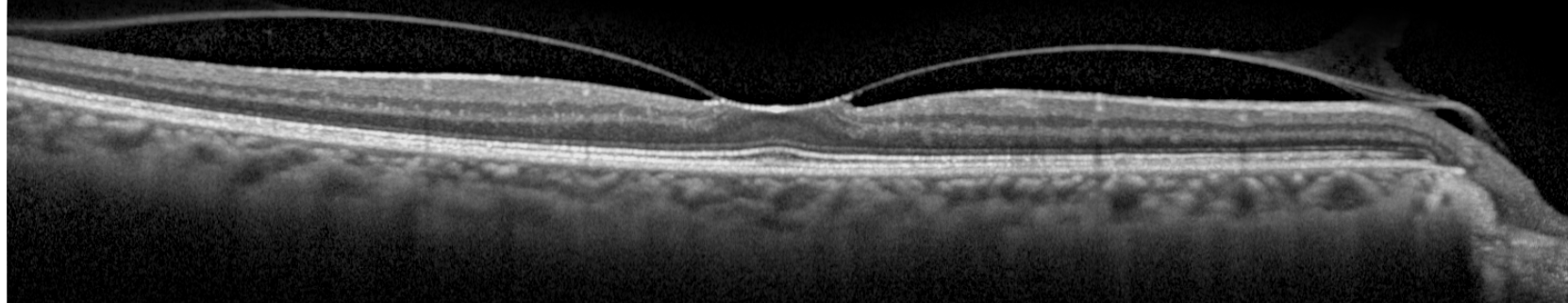
A Lifetime of Curiosity
SATURDAY JUNE 11, 2011

25th Barkan Research Symposium

A Lifetime of Curiosity

11 SATURDAY
JUNE 2011

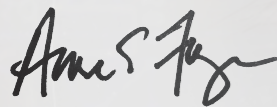
8:00 AM - 4:30 PM
The Firehouse
at Fort Mason



A Lifetime of Curiosity

Please join the CPMC Ophthalmology community for a lively day of presentations and discussions. Our residents will share intriguing research findings, and guest faculty will bring us the latest updates. From IOLs to oculoplastics, from ocular anesthesia to antisepsis, from ROP to low vision, from biostats (ooh!) to resident surgery – prepare to be curious!

Your Barkan President,



Anne Fung, MD

Approved for 6 hours of Category I CME credit.



DAY PROGRAM:

Saturday, June 11, 2011

8:00 AM – 4:30 PM

The Firehouse at Fort Mason
Marina Boulevard @ Buchanan
Beside the Festival Pavilion at the waterfront
Please RSVP Online by June 3rd

ONLINE RSVP - <http://barkan.eventbrite.com>

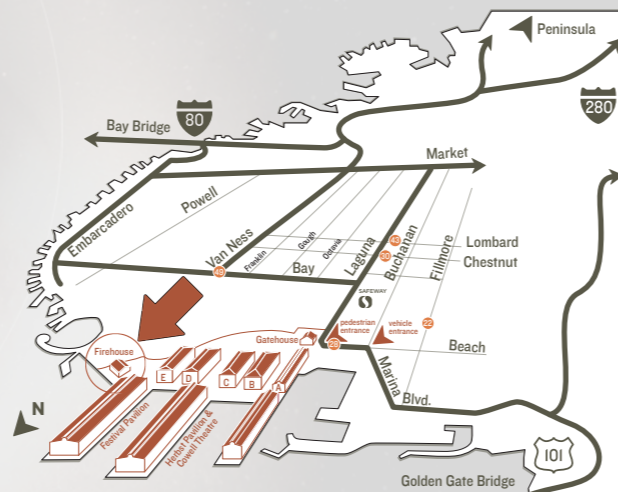
Questions, please call or email – Soledad O'Brien

415.600.3438

obriensx@sutterhealth.org

DIRECTIONS:

<http://www.fortmason.org/aboutus/visitor-information/directions>



SATURDAY, JUNE 11, 2011 25TH ANNIVERSARY BARKAN RESEARCH SYMPOSIUM

Michael Chappell, MD <i>Mentor Devron Char, MD</i> <i>Discussant TBA</i>	Uveal melanoma: molecular pattern, clinical features, and radiation response	William Good, MD <i>Clinician, CPMC</i> <i>Researcher, Smith-Kettlewell Eye Research Institute</i>	Current studies and standards of care for retinopathy of prematurity
Sally Chang, MD <i>Mentor Donald Fletcher, MD</i> <i>Discussant Wayne Fung, MD</i>	Macular scotoma topography in dynamic visual field testing	Christian Hester, MD <i>Mentor Saras Ramanathan, MD</i> <i>Discussant Ed Eisler, MD</i>	It is not known whether an ancillary device employing vibration therapy can be used to reduce pain during retrolubar injection.
Patrick Coady, MD <i>Mentor Anne Fung, MD</i> <i>Discussant Donald Fletcher, MD</i>	Reading of portable electronic displays by patients with macular disease	Alan Lowinger, MD <i>Mentor Rona Silkiss, MD</i> <i>Discussant TBA</i>	Pathological analysis of Muller's muscle in thyroid eye disease and ptosis
Edie De Niro, MD <i>Mentor Ayman Naseri, MD</i> <i>Discussant Richard Imes, MD</i>	Early resident-performed phacoemulsification versus extracapsular cataract extraction	Brandon Lujan, MD <i>Associate, West Coast Retina Medical Group</i> <i>Clinical Scientist, University of California at Berkeley</i>	SDOCT: What you see isn't what you get
Rishi Doshi, MD <i>Mentor Anne Fung, MD</i> <i>Discussant Theodore Leng, MD</i>	The Surgeon's Speech: Unmasking a Communicable Disease	Richard Shaw, PhD <i>Director of Clinical Informatics, CPMC</i> <i>Editor-in-chief, The Journal of Invasive Cardiology</i>	Making sense of biostatistics in ophthalmology
Adam Gess, MD <i>Mentor Lee Schwartz, MD</i> <i>Discussant Kevin Denny, MD</i>	A consensus-K based method of IOL calculation in post-LASIK patients	Paul Tornambe, MD <i>Retina Consultants, San Diego</i> <i>Barkan Society Alumnus</i>	Life after residency - pearls for finding the right practice
Harmeet Gill, MD <i>Oculoplastics Fellow</i> <i>CPMC/UCSF</i>	Tumor control of eyelid margin basal cell carcinoma managed by full thickness eyelid resection with frozen section-controlled margins	Geoff Wilkes, MD <i>Mentor Brandon Lujan, MD</i> <i>Discussant Bill Spencer, MD</i>	SD OCT analysis of lamellar macular holes